

Scaled data based on original data using
LM-79-08 Approved Method: Electrical and Photometric Measurements of Solid-
State Lighting Products

Test Report Prepared for
Cooper Lighting Solutions
(formerly Eaton)

Brand: INVUE

Report Number: P401262

Luminaire Tested: **ENT-SA1C-727-U-T2**

Issue Date: 5/20/2020

Test Information

Test Method: LM-79-08
Report Number: P401262
TEST IS SCALED FROM IESNA LM-79-08 TEST DATA (G1-2004-754-11)
Test Lab: INNOVATION CENTER
Issue Date: 5/20/2020
Manufacturer: COOPER LIGHTING SOLUTIONS (FORMERLY EATON)
Product Line: INVUE
Catalog Number: ENT-SA1C-727-U-T2
Description: ENTRI LED LUMINAIRE
(1) 70 CRI, 2700K, 615mA LIGHTSQUARE WITH 16 LEDS AND TYPE II OPTICS
Light Source: -
Ballast/Driver: ELECTRONIC DRIVER

Summary

Lumens per Lamp: N/A
Luminaire Lumens: 3755 lumens
Efficiency: N/A
Efficacy: 112.8 lumens/watt
Luminous Opening: Rectangular (W 0.5' x L: 0.5' x H: 0')
IES Classification: Type III - Medium - Non-Cutoff
BUG Rating: B1 - U0 - G1

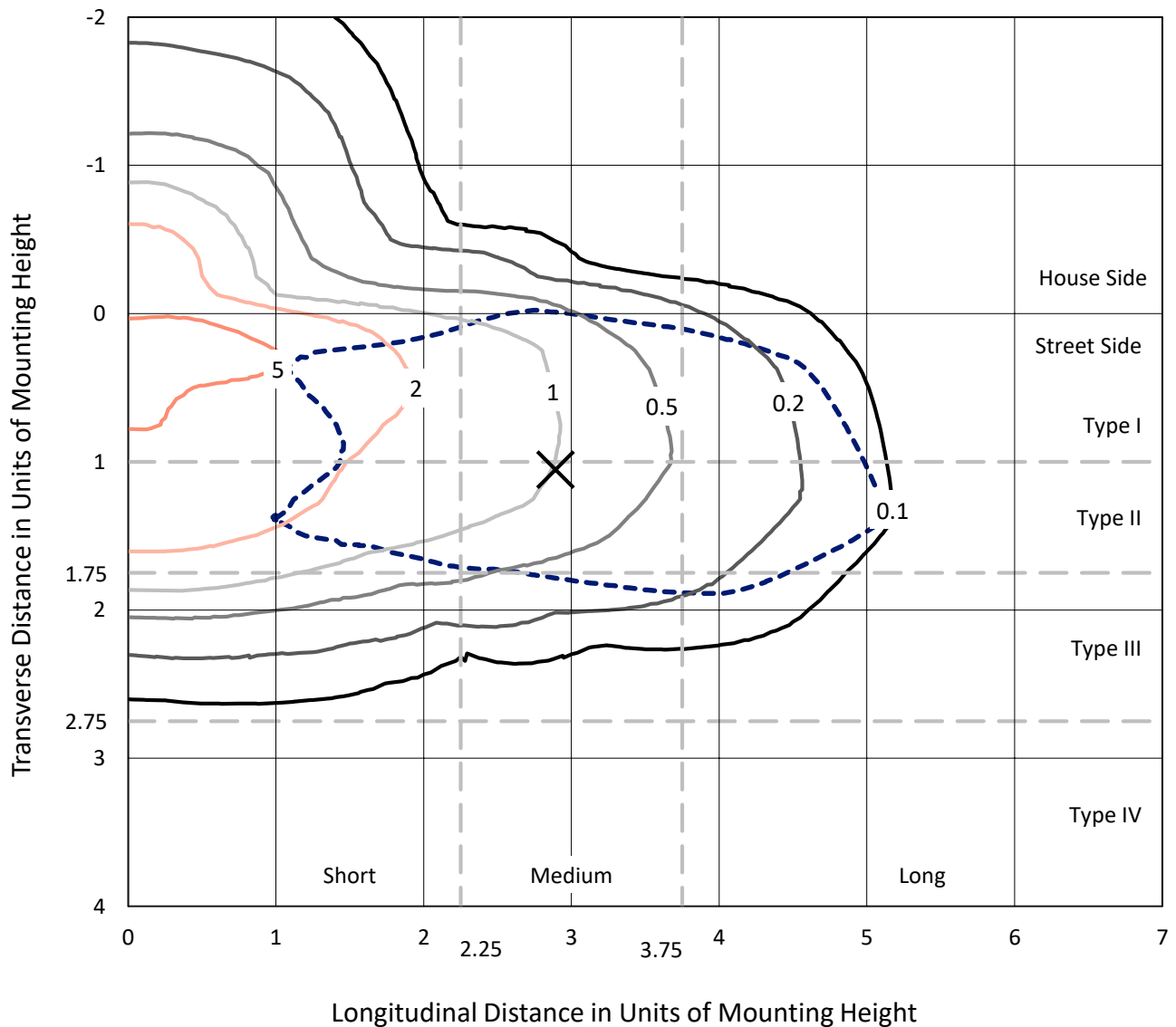
Input Watts (W): 33.3
Input Voltage (V): NR
Input Current (Ain): NR
Voltage Rise (V): NR
Power Factor: NR
Total Harmonic Distortion (THDi): NR
Frequency (hertz): 60
Stabilization Time: NR
Operation Time: NR
Ambient Temperature (°C): NR
Test Distance: 25 FT



REPORT NUMBER: P401262
 CATALOG NUMBER: ENT-SA1C-727-U-T2

Iso-Footcandle Lines of Horizontal Illumination

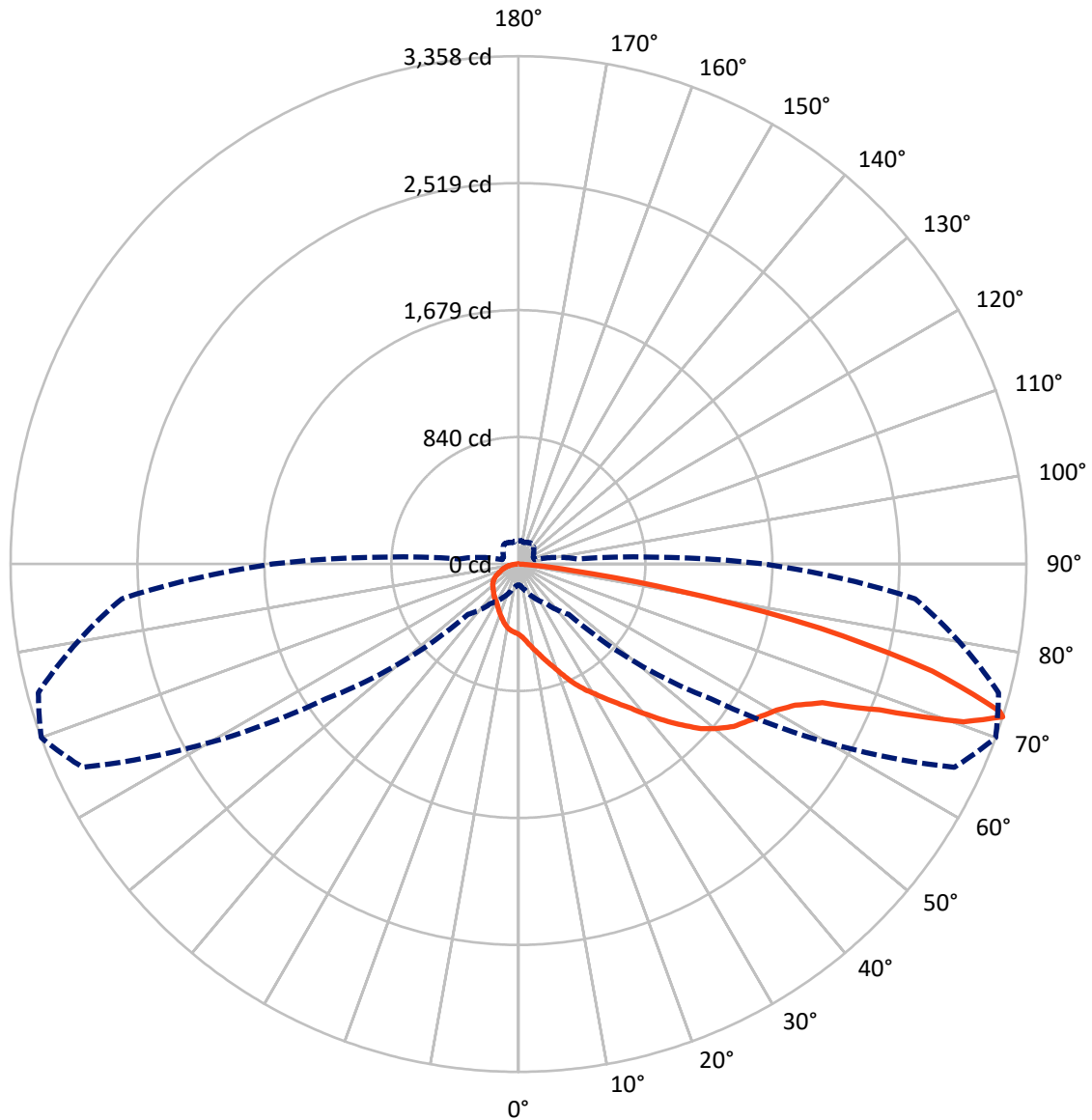
× Max cd
 - - - 1/2 Max cd



Based on 10 foot mounting height. Maximum calculated value = 6.5 fc
 Type III - Medium - Non-Cutoff

REPORT NUMBER: P401262
CATALOG NUMBER: ENT-SA1C-727-U-T2

Luminous Intensity Polar Plot



— Vertical Plane Through 70-Deg Lateral - - - Horizontal Cone Through 72-Deg Vertical

REPORT NUMBER: P401262

CATALOG NUMBER: ENT-SA1C-727-U-T2

FLUX DISTRIBUTION:

		Downward	Upward	Total
House Side	Lumens	697.7	0.0	697.7
	% Fixture	18.6	0.0	18.6
Street Side	Lumens	3057.3	0.0	3057.3
	% Fixture	81.4	0.0	81.4
Total	Lumens	3755.0	0.0	3755.0
	% Fixture	100.0	0.0	100.0

Coefficient of Utilization

ZONAL LUMENS:

Zone	Lumens	% Fixture
0°-10°	46.8	1.2
10°-20°	150.0	4.0
20°-30°	265.6	7.1
30°-40°	394.8	10.5
40°-50°	572.8	15.3
50°-60°	782.5	20.8
60°-70°	856.7	22.8
70°-80°	609.4	16.2
80°-90°	76.5	2.0
90°-100°	0.0	0.0
100°-110°	0.0	0.0
110°-120°	0.0	0.0
120°-130°	0.0	0.0
130°-140°	0.0	0.0
140°-150°	0.0	0.0
150°-160°	0.0	0.0
160°-170°	0.0	0.0
170°-180°	0.0	0.0
0°-90°	3755.0	100.0
0°-180°	3755.0	100.0



REPORT NUMBER: P401262

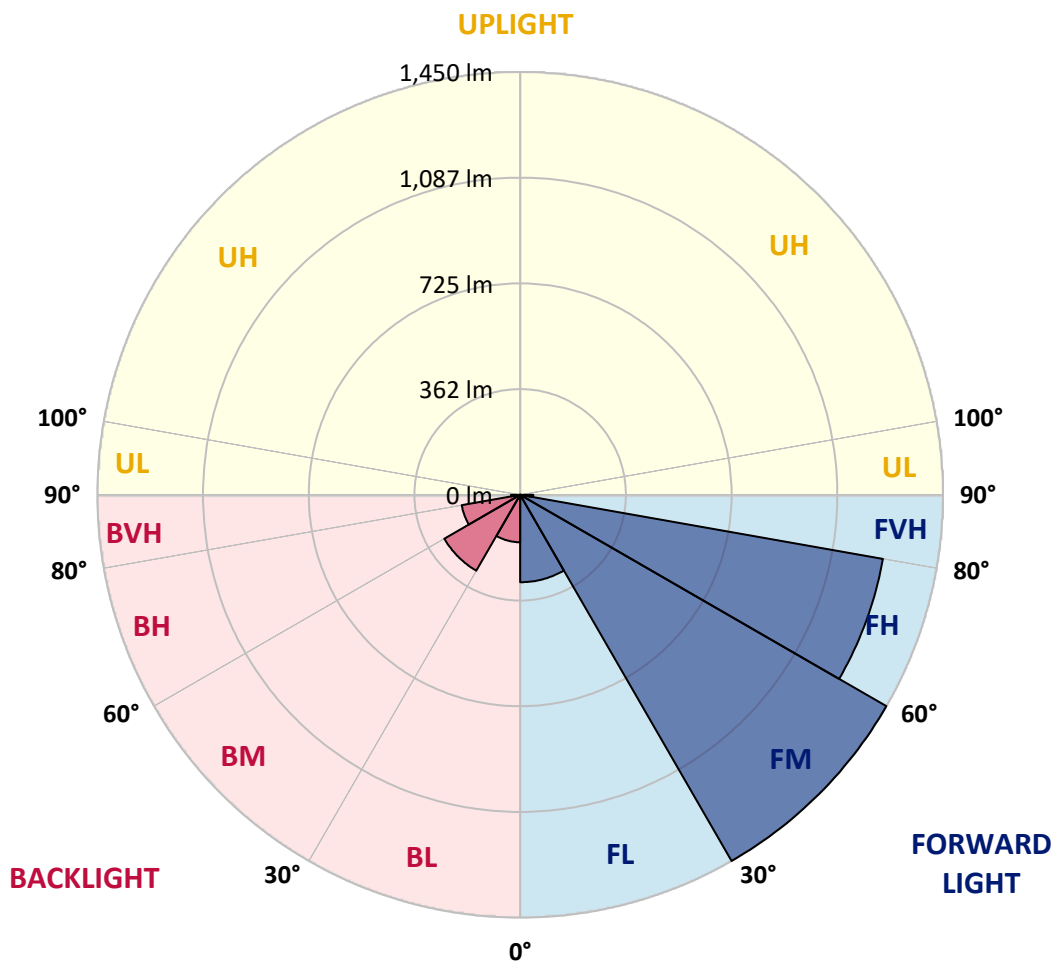
CATALOG NUMBER: ENT-SA1C-727-U-T2

LUMINAIRE CLASSIFICATION SYSTEM LUMEN TABLE AND BUG RATING:

Zone		Lumens	% Fixture	Zone Rating/Lumen Limit		
				B	U	G
FL	(0°-30°)	299.7	8.0			
FM	(30°-60°)	1449.7	38.6			
FH	(60°-80°)	1262.7	33.6			G1/1800
FVH	(80°-90°)	45.2	1.2			G1/100
BL	(0°-30°)	162.6	4.3	B1/500		
BM	(30°-60°)	300.4	8.0	B1/1000		
BH	(60°-80°)	203.4	5.4	B1/500		G1/500
BVH	(80°-90°)	31.3	0.8			G1/100
UL	(90°-100°)	0.0	0.0		U0/0	
UH	(100°-180°)	0.0	0.0		U0/0	

BUG Rating: B1-U0-G1

Type III Medium





REPORT NUMBER: P401262

CATALOG NUMBER: ENT-SA1C-727-U-T2

CANDELA DISTRIBUTION (FULL):

	0°	5°	15°	25°	35°	45°	55°	65°	70°	75°	85°
0°	465.0	465.0	465.0	465.0	465.0	465.0	465.0	465.0	465.0	465.0	465.0
2.5°	517.1	514.4	514.9	510.1	507.4	501.0	494.0	486.5	482.7	480.0	470.9
5°	567.5	567.5	569.6	565.9	555.7	544.9	532.6	516.0	509.0	499.4	481.1
7.5°	609.3	610.4	610.4	609.3	600.2	588.4	572.3	551.9	540.7	526.7	498.3
10°	630.8	633.4	635.6	637.2	636.1	629.2	610.9	590.0	574.4	556.2	518.1
12.5°	641.5	642.6	646.3	654.4	660.8	666.2	652.8	628.1	612.5	590.5	539.6
15°	653.3	653.3	657.0	667.2	679.6	694.1	692.4	673.1	656.5	629.2	566.9
17.5°	660.8	662.9	669.9	680.6	697.8	721.9	734.3	723.6	702.1	673.1	596.4
20°	656.5	658.1	672.1	693.0	715.0	746.1	777.2	777.2	756.8	723.6	629.2
22.5°	664.6	667.2	676.9	696.7	726.8	767.0	818.0	835.7	818.0	781.5	667.2
25°	695.7	694.6	702.6	710.7	736.4	786.3	852.8	898.4	882.3	842.1	704.2
27.5°	740.7	740.7	745.0	744.5	753.6	802.4	883.4	953.7	940.3	892.0	734.8
30°	792.7	793.8	792.7	792.2	790.6	824.4	910.8	1003.0	996.0	948.3	762.7
32.5°	856.0	858.7	854.4	843.7	837.3	856.0	933.8	1058.3	1060.4	1004.1	790.1
35°	935.4	939.7	923.6	908.1	892.0	900.6	960.6	1110.3	1131.7	1067.4	823.3
37.5°	1014.8	1021.8	1019.1	977.3	954.7	954.2	1000.3	1175.2	1211.1	1150.0	870.5
40°	1081.9	1087.8	1091.0	1052.9	1021.8	1020.7	1058.8	1242.8	1308.7	1244.9	926.3
42.5°	1126.4	1131.7	1141.4	1118.9	1089.9	1103.3	1123.2	1309.8	1413.9	1360.8	995.0
45°	1174.6	1178.9	1184.8	1172.0	1156.9	1195.6	1204.7	1384.4	1519.0	1485.2	1075.4
47.5°	1226.1	1230.4	1233.6	1224.0	1218.6	1272.8	1284.6	1460.5	1625.2	1613.9	1153.7
50°	1283.0	1284.6	1287.8	1283.0	1284.6	1343.1	1350.6	1527.6	1709.4	1748.0	1235.3
52.5°	1380.6	1382.8	1383.8	1360.8	1352.7	1387.6	1403.7	1598.9	1783.4	1859.6	1307.1
55°	1457.8	1465.4	1499.1	1484.1	1464.8	1419.2	1447.7	1656.3	1836.0	1963.6	1382.2
57.5°	1394.6	1411.7	1495.9	1566.7	1620.9	1512.0	1499.7	1715.3	1896.6	2053.2	1469.6
60°	1210.6	1235.8	1358.1	1505.6	1681.0	1725.0	1606.4	1788.8	1962.6	2146.5	1563.5
62.5°	839.4	865.2	1034.1	1269.6	1579.6	1846.7	1898.7	1919.1	2054.3	2242.0	1685.8
65°	402.3	428.6	568.0	816.4	1247.6	1768.4	2239.3	2189.4	2208.8	2363.2	1866.0
67.5°	255.8	269.8	324.5	444.6	725.7	1377.4	2361.6	2728.0	2574.6	2642.7	2224.8
70°	187.2	190.4	237.6	307.9	430.7	804.6	2085.4	3243.4	3123.3	3115.8	2657.7
72°	138.4	143.7	180.2	245.7	318.6	470.4	1551.7	3180.7	3358.2	3286.9	2632.0
72.5°	130.3	134.6	166.3	232.2	300.9	413.0	1390.3	3107.7	3329.2	3291.7	2582.6
75°	94.9	98.2	113.7	165.2	232.8	239.2	742.3	2385.2	2827.2	3142.6	2341.2
77.5°	65.4	67.6	75.6	101.4	159.3	162.0	314.8	1628.4	2040.3	2512.9	1800.6
80°	39.7	40.8	45.6	55.2	101.4	96.0	129.8	851.2	1064.7	1366.1	835.1
82.5°	16.6	17.2	19.8	22.0	42.9	45.6	52.6	277.8	352.4	426.9	240.8
85°	0.0	0.0	0.5	0.5	1.1	4.8	7.5	34.3	52.0	62.2	43.4
87.5°	0.0	0.0	0.5	0.5	0.5	1.1	1.1	1.6	2.1	2.1	3.2
90°	0.0	0.0	0.0	0.0	0.0	0.0	0.0	0.0	0.0	0.0	0.0



REPORT NUMBER: P401262

CATALOG NUMBER: ENT-SA1C-727-U-T2

CANDELA DISTRIBUTION (continued):

	90°	95°	105°	115°	125°	135°	145°	155°	165°	175°	180°
0°	465.0	465.0	465.0	465.0	465.0	465.0	465.0	465.0	465.0	465.0	465.0
2.5°	466.6	464.5	458.1	452.7	448.4	441.4	440.9	435.5	435.5	433.9	432.8
5°	474.1	467.2	454.3	442.5	433.9	423.7	418.9	413.0	409.2	407.1	407.6
7.5°	483.8	472.0	450.0	430.2	414.1	401.2	393.7	388.9	386.2	385.1	385.1
10°	497.2	479.0	443.0	413.0	392.6	383.0	379.2	378.7	379.2	379.7	380.3
12.5°	512.2	483.8	430.2	392.6	376.5	372.8	374.9	379.7	384.0	385.6	385.6
15°	527.8	487.0	412.5	373.8	364.2	367.9	375.5	384.6	391.5	395.8	396.9
17.5°	543.9	487.6	393.7	356.7	353.5	363.1	376.5	391.0	402.3	409.2	410.3
20°	561.0	486.5	371.7	341.1	342.7	358.8	377.6	397.4	412.5	421.6	422.7
22.5°	579.8	482.2	350.2	326.1	333.6	354.5	376.5	399.6	415.7	426.4	428.6
25°	598.0	473.6	328.8	312.7	327.2	350.2	371.2	391.0	406.6	416.8	419.4
27.5°	607.7	455.4	308.4	302.5	322.4	343.8	358.8	372.2	380.8	387.3	389.9
30°	609.3	429.6	291.8	295.5	317.0	334.7	343.3	345.4	343.8	346.0	343.3
32.5°	606.1	401.7	278.4	290.2	308.4	321.8	324.0	317.5	307.9	294.5	295.0
35°	603.9	371.2	267.6	282.7	297.1	305.7	302.0	291.8	273.5	257.5	256.4
37.5°	607.7	343.3	258.5	273.0	282.7	286.4	281.1	267.6	251.6	237.6	236.0
40°	618.4	322.9	249.9	262.3	267.1	269.8	263.4	251.6	245.1	234.9	233.3
42.5°	639.3	308.9	241.9	250.5	252.6	255.3	248.9	240.8	246.7	244.6	244.6
45°	668.3	302.5	234.9	239.2	241.4	245.7	241.9	234.9	241.4	229.0	226.9
47.5°	705.9	304.7	230.1	228.0	234.4	241.9	237.6	229.0	226.9	204.9	201.1
50°	745.5	315.9	225.3	218.8	226.9	237.1	231.7	218.3	205.4	194.2	192.0
52.5°	792.2	334.7	221.0	208.6	218.3	231.7	228.0	213.5	200.1	192.0	190.4
55°	843.7	352.9	215.6	196.8	207.0	230.1	229.0	210.3	192.6	188.8	187.7
57.5°	901.6	367.9	209.2	183.4	195.8	225.3	224.2	202.7	190.4	187.2	186.7
60°	974.0	385.6	197.9	167.9	184.5	216.2	215.1	199.0	185.6	182.9	181.8
62.5°	1072.7	418.4	178.6	153.4	172.7	200.1	206.5	191.5	178.6	178.1	178.1
65°	1235.3	481.7	158.8	141.1	159.3	184.5	195.2	182.9	172.2	174.9	174.9
67.5°	1542.6	566.9	138.4	129.3	146.4	169.5	185.6	174.3	165.2	170.6	170.6
70°	1779.7	535.3	122.3	118.0	133.6	156.1	173.2	165.2	156.6	165.7	164.7
72°	1623.6	392.1	111.6	108.9	122.8	144.8	162.5	156.6	147.5	155.0	152.9
72.5°	1558.7	356.1	108.3	106.2	119.6	142.7	160.4	154.5	144.8	152.3	149.1
75°	1359.7	300.4	94.4	93.3	106.2	128.2	146.4	143.2	133.6	137.8	134.6
77.5°	1125.3	253.2	79.4	81.5	90.6	114.2	131.9	128.7	119.6	119.1	118.5
80°	527.8	141.1	65.4	67.0	76.2	97.6	113.7	111.6	103.0	101.9	100.3
82.5°	152.9	67.6	50.4	51.5	61.1	79.9	97.6	96.5	90.1	88.5	84.7
85°	28.4	22.0	27.4	32.2	44.5	66.5	89.0	86.9	77.2	70.3	64.9
87.5°	1.6	4.3	9.1	15.6	28.4	49.9	71.9	70.3	61.7	53.1	53.6
90°	0.0	0.0	0.0	0.0	0.0	0.0	0.0	0.0	0.0	0.0	0.0

(END OF REPORT)